

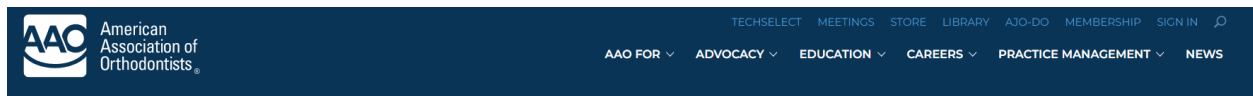
AJO-DO Articles and Tests

Step 1:

Go to AAO website at: <https://www2.aaoinfo.org/>

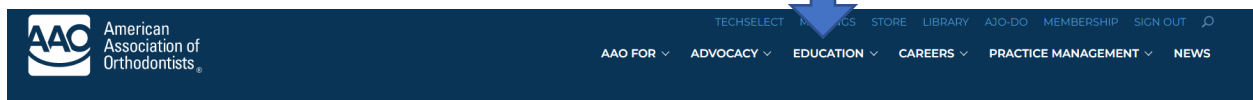
Step 2:

Sign in to AAO account using email address and password. If you have forgotten your password, choose the “forgot password” option and it will guide you how to reset your password.



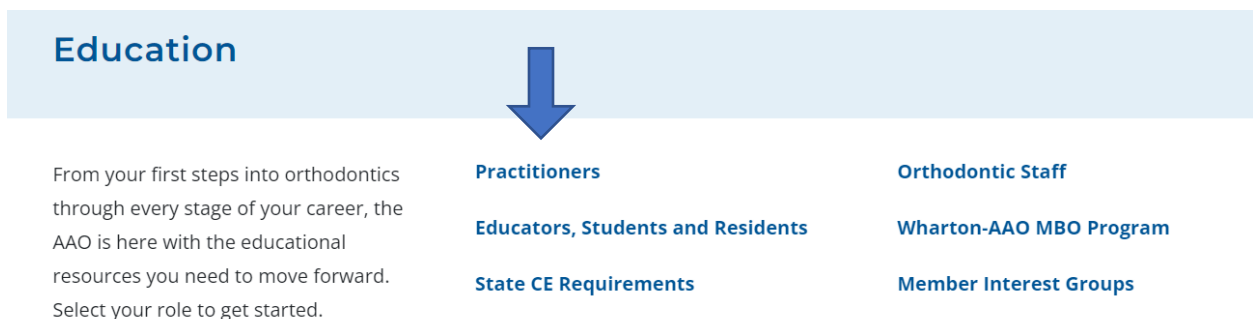
Step 3:

Select the “Education” tab at the top of the screen.



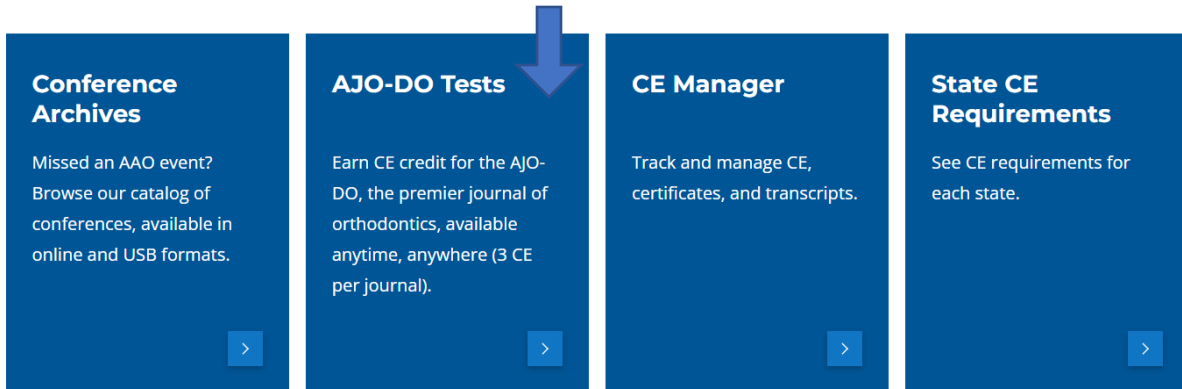
Step 4:

In the drop down menu, select the “Practitioners” tab.



Step 5:

Scroll down and select the “AJO-DO Tests” box.




Step 6:

Scroll down and select the “AJO-DO CE” box.



Step 7:

Select needed tests by clicking the “Add to Cart” button. You may preview the articles/tests by clicking on the month/year of specific articles.



September 2022 AJO-DO Test

Credits (Post Test and/or Evaluation Required)
3.00 - CE



Members: \$20.00

[Add to Cart](#)

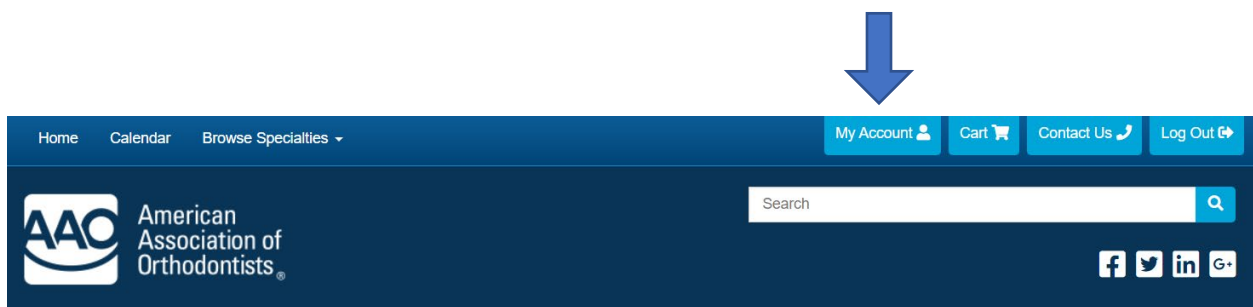
Step 8:

Once all tests have been added to cart, select “Cart” tab at top of page.



Step 9:

Complete purchase by inputting credit card information/promo codes/billing information. When purchase is complete, articles and tests will be available in your AAO account.



Step 10:

Return to AJODO Test website page and click on <https://ajodo.org/> link to direct you to the AJODO website.

AJO-DO AJO-DO Tests

American Journal of Orthodontics & Dentofacial Orthopedics

Each AJO-DO Test consists of 16 true/false questions corresponding to four articles (identified by clicking a link below) from a recent publication (last 12 months). You can earn 3.00 CE for each test with a passing score of 75%. You can retake a test free of charge. Your CE will be recorded and can be accessed via My Account > CE Transcripts.

- Refer to the articles within the respective issue of the AJO-DO publication or visit <https://ajodo.org/> to access the journal issues online
- View the User Guide [HERE](#) for step-by-step instructions
- AJO-DO CE earned and recorded prior to July 10, 2020 resides at <https://www.aaoinfo.org/ce-manager>
- Questions? Contact Michelle Ritterskamp, Sr. Specialist, Education at mritterskamp@aaortho.org or 800-424-2841 ext. 588

Refund/Cancellation Policy for AJO-DO Tests

Submit your request in writing to the AAO Education Department via email to education@aaortho.org. Telephone cancellations will not be accepted. Refund requests should include the member's number and the reason for the refund. All refund requests are subject to approval by the AAO. All approved refunds will be processed within 30 business days after the approval.

Step 11:

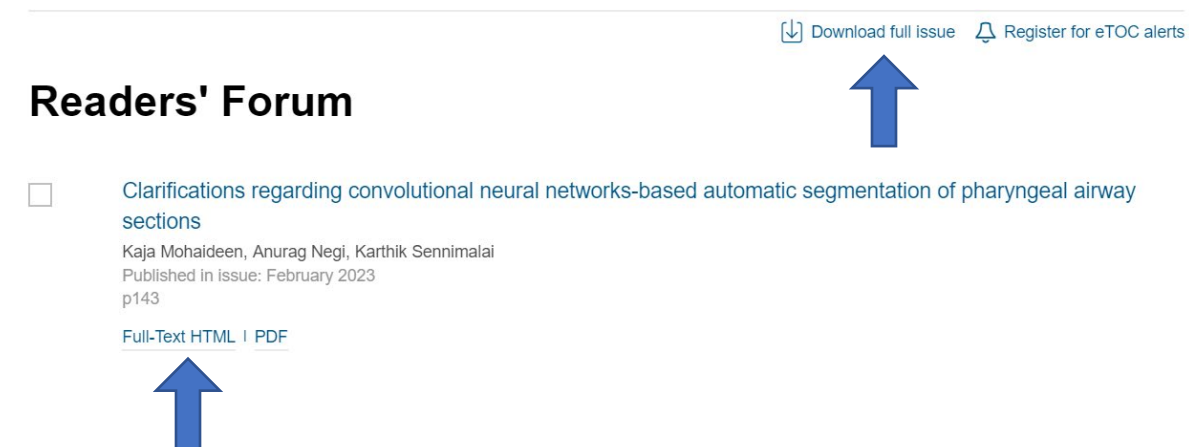
The current issue of AJODO will load. To find the articles for the tests that you have purchased, select the link “Past Issues” to load additional journals.



The screenshot shows the AJODO website interface. On the left is the journal cover for March 2023, Volume 163, Issue 3. On the right, the text reads: **Current Issue**, March 2023, Volume 163, Issue 3, Articles in Press, and Past Issues. A blue arrow points upwards from the 'Past Issues' link.

Step 12:

Select the Issue you would like to view. Once you have loaded an individual issue, you will have the opportunity to download the full issue OR download individual articles from the issue.



The screenshot shows the 'Readers' Forum' section. At the top right, there are links for 'Download full issue' and 'Register for eTOC alerts'. A blue arrow points upwards from the 'Download full issue' link. Below the forum title, there is a list item with a checkbox, the title 'Clarifications regarding convolutional neural networks-based automatic segmentation of pharyngeal airway sections', the authors 'Kaja Mohaideen, Anurag Negi, Karthik Sennimalai', the publication info 'Published in issue: February 2023 p143', and links for 'Full-Text HTML | PDF'. A blue arrow points upwards from the 'Full-Text HTML | PDF' link.